

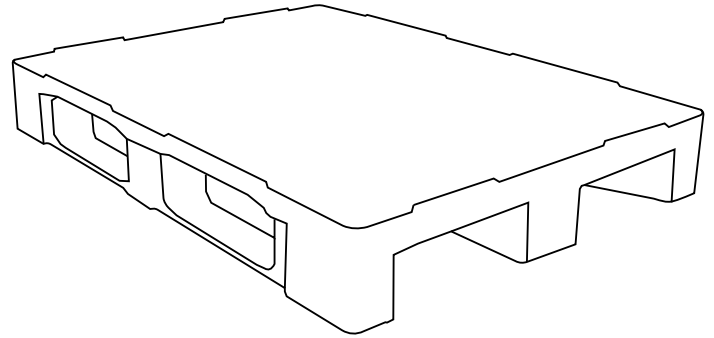
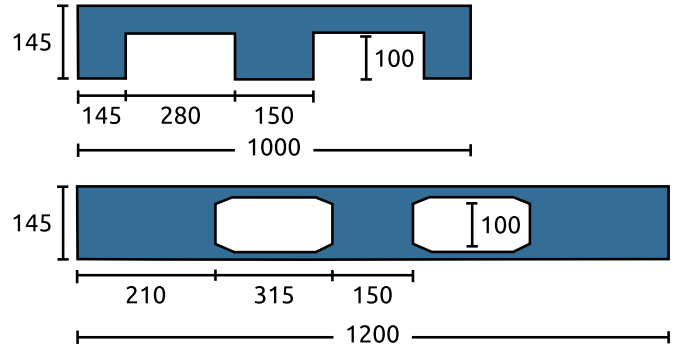


CARATTERISTICHE

LUNGHEZZA	mm	1200	
PROFONDITÀ	mm	1000	
ALTEZZA	mm	145	
PESO	kg	14,50	0,700 *(R)
COLORE		Grigio	
PIANO	Liscio		
PORTATA DINAMICA (kg)	1000	1250 *(3R)	1500 *(4R)
PORTATA STATICA (kg)	4000	5000 *(3R)	5000 *(4R)
PORTATA SU RACK (kg)	500	1000 *(3R)	1250 *(4R)
BORDI	mm	7	
ALIMENTARE		SI	
TEMPERATURE	°C	-20 / +60	
MATERIALE		HDPE	
VERSIONE	3 Traverse		
LEGENDA	HDPE - Polietilene Alta Densità *(R) - Peso rinforzi in metallo *(3R) - Con accessorio 3 rinforzi in metallo *(4R) - Con accessorio 4 rinforzi in metallo		



Scheda on line

